
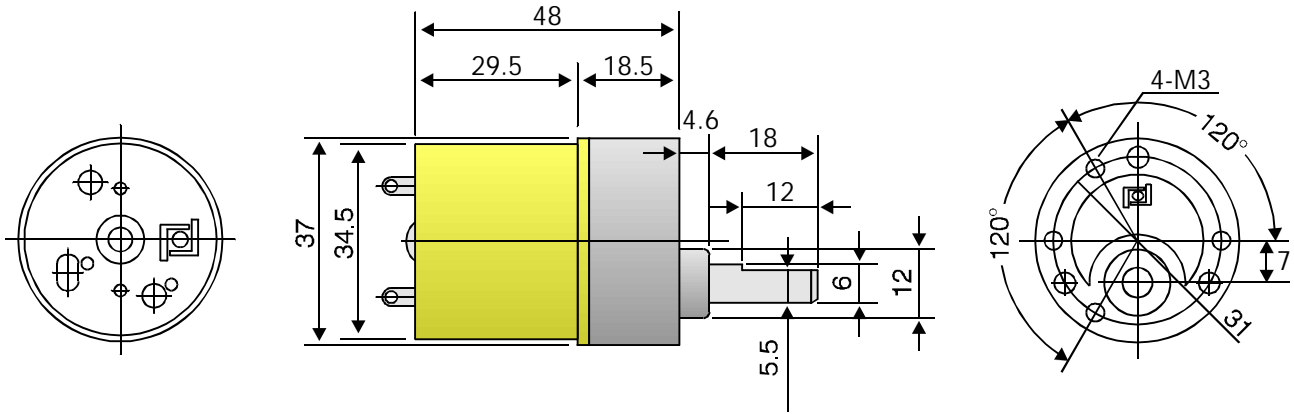


Data sheet for:  
 GHM-01  
 12vdc 30:1 200rpm  
 6mm shaft



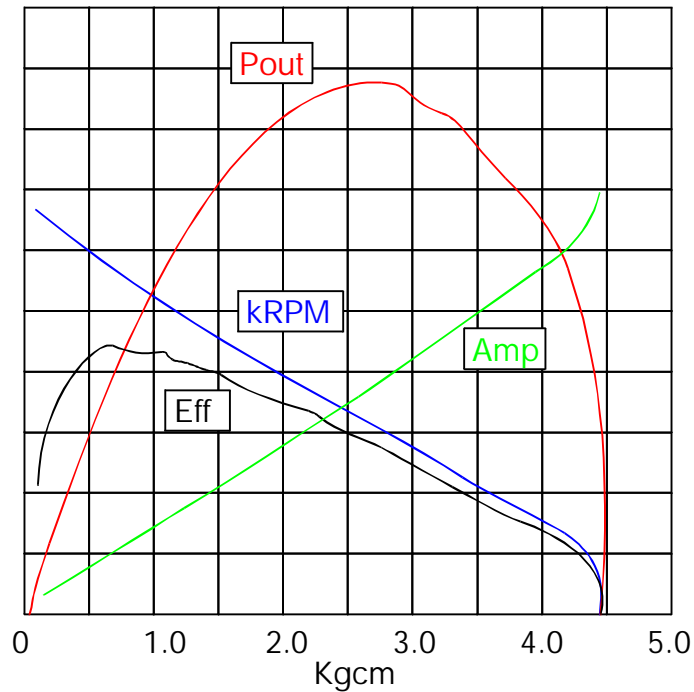
www.lynxmotion.com

## I. OUTER DIMENSIONS



## II. DRAWING OF CURVES

Pout	Amp	Eff	kRPM
3.0	2.0	1.0	0.30
2.7	1.8	0.9	0.27
2.4	1.6	0.8	0.24
2.1	1.4	0.7	0.21
1.8	1.2	0.6	0.18
1.5	1.0	0.5	0.15
1.2	0.8	0.4	0.12
0.9	0.6	0.3	0.09
0.6	0.4	0.2	0.06
0.3	0.2	0.1	0.03
0.0	0.0	0.0	0.00



## III. SPECIFICATIONS

Type: HN-GH35GMA  
 Model: HN-GH12-2217Y - 30:1

### 1. Testing Conditions:

Temp: 25° Celsius  
 Humidity: 60%  
 Motor Orientation: Horizontal

### 2. Rated Voltage: 12vdc

### 3. Voltage Operating Range: 6-12vdc

### 4. Rated Load at 12vdc: 620g-cm

Do not exceed rated load. Damage may occur!

### 5. No Load Speed at 12vdc: 200 RPM +/- 10%

### 6. Speed at Rated Load (620g-cm): 177 RPM +/- 10%

### 7. No Load Current at 12vdc: < 113mA

### 8. Current at Rated Load (620g-cm): < 233mA

### 9. Shaft End-Play: Maximum 0.8m/m

### 10. Insulation Resistance: 10M ohm at 300vdc

### 11. Withstand Voltage: 300vdc for 1 Second

### 12. The gear motor is not intended for instant reverse.

The gear motor must be stopped before reversing.

### 13. The gear motor does not include protection from water or dust etc.